

87921-1 ✓ ACTIVE

AMPMODU | AMPMODU IV/V

TE Internal #: 87921-1

PCB Connector Strain Relief, Strain Relief, Connector Pull Tab,

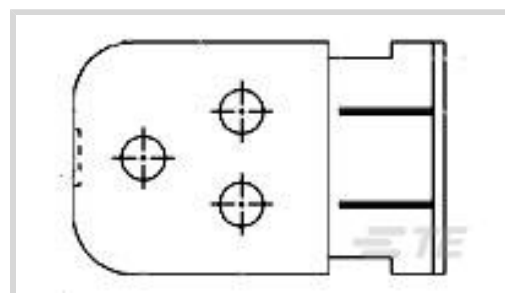
Thermoplastic, UL 94V-0, Black, -85 – 201 °F [-65 – 105 °C],

AMPMODU IV/V

[View on TE.com >](#)



Connectors > PCB Connectors > PCB Connector Accessories > Protection & Strain Relief > PCB Connector Strain Relief



Protection & Strain Relief Accessory Type: **Strain Relief**

Strain Relief Type: **Connector Pull Tab**

Primary Product Material: **Thermoplastic**

UL Flammability Rating: **UL 94V-0**

Primary Product Color: **Black**

Features

Product Type Features

Protection & Strain Relief Accessory Type	Strain Relief
Sealable	No

Body Features

Strain Relief Type	Connector Pull Tab
Primary Product Material	Thermoplastic
Primary Product Color	Black

Usage Conditions

Operating Temperature Range	-65 – 105 °C[-85 – 201 °F]
-----------------------------	----------------------------

Industry Standards

UL Flammability Rating	UL 94V-0
------------------------	----------

Product Compliance

[For compliance documentation, visit the product page on TE.com>](#)

EU RoHS Directive 2011/65/EU	Compliant
EU ELV Directive 2000/53/EC	Compliant
China RoHS 2 Directive MIIT Order No 32, 2016	No Restricted Materials Above Threshold
EU REACH Regulation (EC) No. 1907/2006	Current ECHA Candidate List: JUNE 2022 (224)



Candidate List Declared Against: JUNE 2022 (224)
Does not contain REACH SVHC

Halogen Content	BFR/CFR/PVC Free, but Br/Cl >900 ppm in other sources.
Solder Process Capability	Not applicable for solder process capability

Product Compliance Disclaimer

This information is provided based on reasonable inquiry of our suppliers and represents our current actual knowledge based on the information they provided. This information is subject to change. The part numbers that TE has identified as EU RoHS compliant have a maximum concentration of 0.1% by weight in homogenous materials for lead, hexavalent chromium, mercury, PBB, PBDE, DBP, BBP, DEHP, DIBP, and 0.01% for cadmium, or qualify for an exemption to these limits as defined in the Annexes of Directive 2011/65/EU (RoHS2). Finished electrical and electronic equipment products will be CE marked as required by Directive 2011/65/EU. Components may not be CE marked. Additionally, the part numbers that TE has identified as EU ELV compliant have a maximum concentration of 0.1% by weight in homogenous materials for lead, hexavalent chromium, and mercury, and 0.01% for cadmium, or qualify for an exemption to these limits as defined in the Annexes of Directive 2000/53/EC (ELV). Regarding the REACH Regulation, the information TE provides on SVHC in articles for this part number is based on the latest European Chemicals Agency (ECHA) 'Guidance on requirements for substances in articles' posted at this URL: <https://echa.europa.eu/guidance-documents/guidance-on-reach>

Compatible Parts



TE Part # 87631-6
10 MODIV HSG DR MRKD .100 POL



TE Part # 87631-2
06 MODIV HSG DR MRKD .100 POL



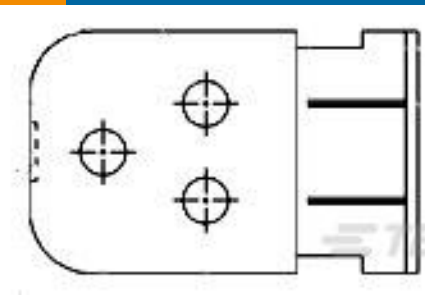
TE Part # 1-87631-0
14 MODIV HSG DR MRKD .100 POL



TE Part # 87631-4
08 MODIV HSG DR MRKD .100 POL




TE Part # 87631-8
12 MODIV HSG DR MRKD .100 POL




TE Part # 102168-1
MOD IV STRAIN RELIEF

Also in the Series | **AMPMODU IV/V**




Automotive Housings(2)




Backplane Connector Housings(1)



Board-to-Board Connector Contacts(6)



Insertion & Extraction Tools(4)




PCB Connector Covers(18)




PCB Connector Keying(6)



PCB Connector Mounting(1)



PCB Connector Strain Relief(3)



PCB Headers & Receptacles(939)



PCB Latches, Locks & Retainers(7)



Rectangular Connector Housings(5)



Standard Rectangular Connectors(8)



Wire-to-Board Connector Assemblies & Housings(467)



Wire-to-Board Connector Contacts (326)

Documents

Product Drawings

MOD IV STRAIN RELIEF

English

CAD Files

3D PDF

3D

Customer View Model

ENG_CVM_CVM_87921-1_D.2d_dxf.zip



English

Customer View Model

[ENG_CVM_CVM_87921-1_D.3d_igs.zip](#)

English

Customer View Model

[ENG_CVM_CVM_87921-1_D.3d_stp.zip](#)

English

By downloading the CAD file I accept and agree to the [Terms and Conditions](#) of use.

Datasheets & Catalog Pages

[AMPMODU_INTERCONNECTION_SYSTEM_SECTION5_CONT](#)

English

[1-1773720-9_AMPMODU_MOD_IV_V_QRG](#)

English

Product Specifications

[Product Specification](#)

English